

DULUX T PLUS 18 W/830 GX24D

OSRAM DULUX T PLUS | CFLni, 3 tubes, with 2-pin base for CCG operation



- Shops
- Offices, public buildings
- Hotels, restaurants
- Industrial lighting

Product benefits

- Very economical
- Excellent luminous flux
- Good quality of light
- Long service life
- Improved maintenance

Product features

- Average life: 10,000 h
- Color rendering index R_a : 80...89
- Dimmable (3...100 %)
- Short and compact pin-base lamp with triple-turn tubes
- Single-ended two-pin plug-in GX24d base



Technical data

Electrical data

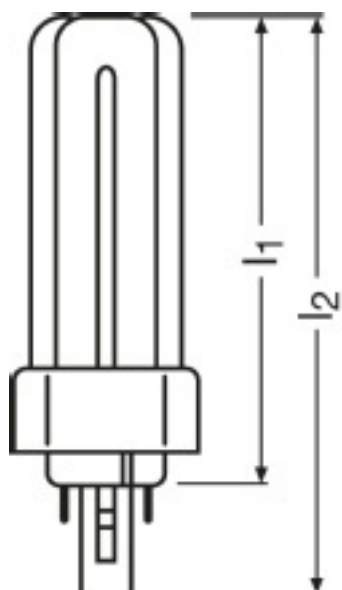
Nominal wattage	18 W
Rated lamp efficacy (standard condition)	67 lm/W
Rated wattage	18 W

Light technical data

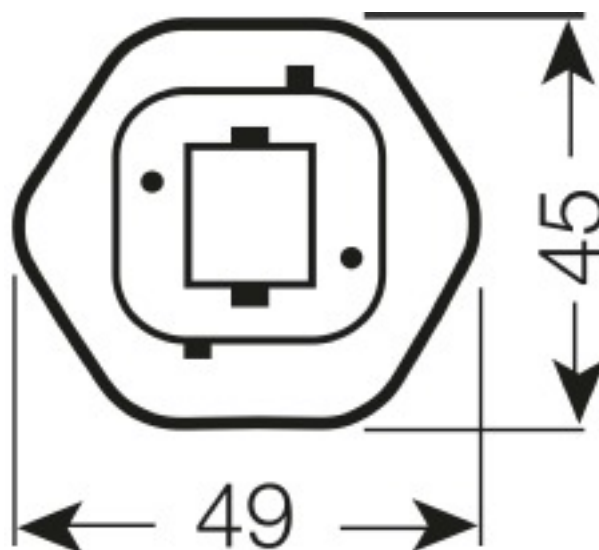
Color rendering index Ra	>=80
Rated luminous flux	1200 lm
Luminous flux at 25 °C	1200 lm
Light color	830
Color temperature	3000 K
Nominal luminous flux	1200 lm
Light color as per EN 12464-1	LUMILUX Warm White
Rated LLMF at 2,000 h	0.85
Rated LLMF at 4,000 h	0.80
Rated LLMF at 6,000 h	0.77
Rated LLMF at 8,000 h	0.75
Luminance	4.7 cd/cm ²

Dimensions & weight

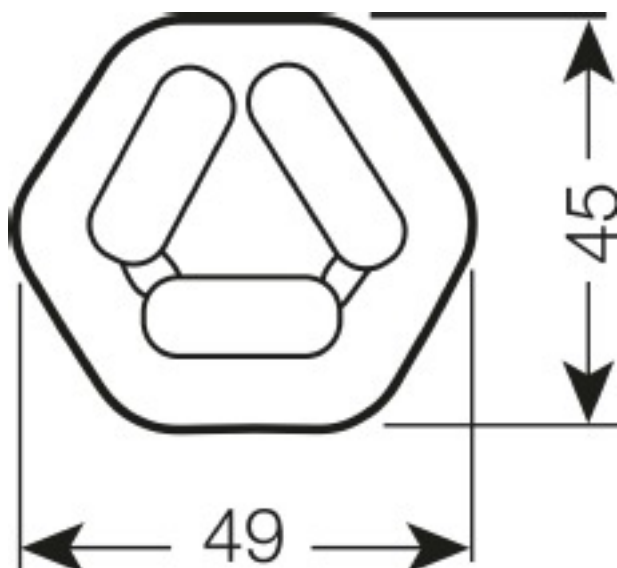
Length	124.0 mm
Length acc. to IEC standard	110 mm
Length with base excl. base pins/connection	100.00 mm



Product line drawing with letters



Prod line drw, top, neutral dimensions



Prod line drw, top, neutral dimensions



Base

Colors & materials

Lamp mercury content	2.6 mg
----------------------	--------

Temperatures

Rated ambient temp.w.max.luminous flux	25.0 °C
--	---------

Lifespan

Service life	6500 h
Rated lamp survival factor at 2,000 h	0.99
Rated lamp survival factor at 4,000 h	0.99
Rated lamp survival factor at 6,000 h	0.95
Rated lamp survival factor at 8,000 h	0.81
Operation mode LLMF/LSF	50 Hz
Lifespan	10000 h ¹⁾

¹⁾ With CCG/LLCG

Additional product data

Base (standard designation)	GX24d-2
Appropriate disposal acc. to WEEE	Yes

Capabilities

Suitable for indoor	Yes
---------------------	-----

Certificates & standards

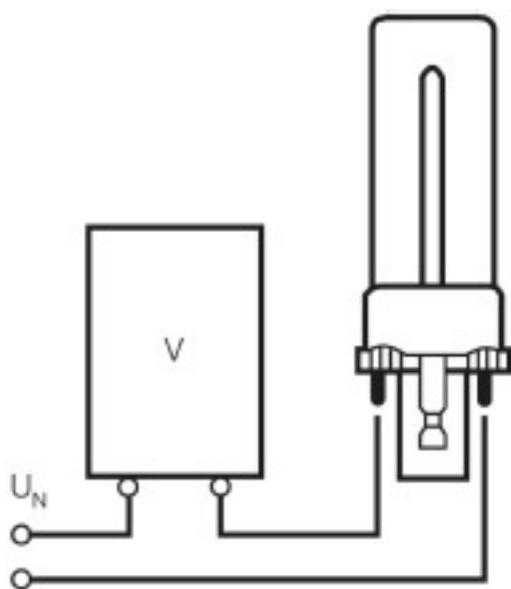
EEI – Energy Label	B
--------------------	---

Equipment / Accessories

- Suitable for operation on conventional control gear
- Suitable for 0.22 A control gear only (DULUX T 18 W PLUS)

Safety advice

In case of lamp breakage: www.osram.com/brokenlamp



Circuit diagram

Disclaimer

Subject to change without notice. Errors and omission excepted. Always make sure to use the most recent release.